

SetraFLEX Master BACnet Object List

Raw Analog Input Values			
Object Type, Instance	Object Name	Writable?	Range
Device-4194302	Setra FLEX	✓	0-4194303 (4194303 means unconfigured)

Raw Analog Input Values			
Object Type, Instance	Object Name	Writable?	
Analog Input-1	On-Board Analog Input	✓, when out-of-service is true	Bounded by min-pres-value and max-pres-value
Analog Input-2	On-Board Universal Input 1	✓, when out-of-service is true	Bounded by min-pres-value and max-pres-value
Analog Input-3	On-Board Universal Input 2	✓, when out-of-service is true	Bounded by min-pres-value and max-pres-value
Analog Input-4	On-Board Universal Input 3	✓, when out-of-service is true	Bounded by min-pres-value and max-pres-value

Room Parameter Analog Input Values			
Object Type, Instance	Object Name	Writable?	
Analog Input-13	Room 1 Pressure	✓, when out-of-service is true	Bounded by min-pres-value and max-pres-value
Analog Input-14	Room 1 Temperature	✓, when out-of-service is true	Bounded by min-pres-value and max-pres-value
Analog Input-15	Room 1 Humidity	✓, when out-of-service is true	Bounded by min-pres-value and max-pres-value
Analog Input-16	Room 1 ACH	✓, when out-of-service is true	Bounded by min-pres-value and max-pres-value
Analog Input-17	Room 1 User Defined 1	✓, when out-of-service is true	Bounded by min-pres-value and max-pres-value
Analog Input-18	Room 1 User Defined 2	✓, when out-of-service is true	Bounded by min-pres-value and max-pres-value
Analog Input-19	Room 2 Pressure	✓, when out-of-service is true	Bounded by min-pres-value and max-pres-value
Analog Input-20	Room 2 Temperature	✓, when out-of-service is true	Bounded by min-pres-value and max-pres-value
Analog Input-21	Room 2 Humidity	✓, when out-of-service is true	Bounded by min-pres-value and max-pres-value
Analog Input-22	Room 2 ACH	✓, when out-of-service is true	Bounded by min-pres-value and max-pres-value
Analog Input-23	Room 2 User Defined 1	✓, when out-of-service is true	Bounded by min-pres-value and max-pres-value
Analog Input-24	Room 2 User Defined 2	✓, when out-of-service is true	Bounded by min-pres-value and max-pres-value
Analog Input-25	Room 3 Pressure	✓, when out-of-service is true	Bounded by min-pres-value and max-pres-value
Analog Input-26	Room 3 Temperature	✓, when out-of-service is true	Bounded by min-pres-value and max-pres-value
Analog Input-27	Room 3 Humidity	✓, when out-of-service is true	Bounded by min-pres-value and max-pres-value
Analog Input-28	Room 3 ACH	✓, when out-of-service is true	Bounded by min-pres-value and max-pres-value
Analog Input-29	Room 3 User Defined 1	✓, when out-of-service is true	Bounded by min-pres-value and max-pres-value
Analog Input-30	Room 3 User Defined 2	✓, when out-of-service is true	Bounded by min-pres-value and max-pres-value

On-Board Analog Output Value			
Object Type, Instance	Object Name	Writable?	
Analog Output-1	On-Board Analog Output	✓, commandable via priority-array	Bounded by min-pres-value and max-pres-value

Room Parameter Alarm Variables			
Object Type, Instance	Object Name	Writable?	
Analog Value-1	Room 1 Pressure Low Limit - Monitor Preset A	✓	Bounded by min-pres-value and max-pres-value
Analog Value-2	Room 1 Pressure High Limit - Monitor Preset A	✓	Bounded by min-pres-value and max-pres-value
Analog Value-3	Room 1 Pressure Low Limit - Monitor Preset B	✓	Bounded by min-pres-value and max-pres-value
Analog Value-4	Room 1 Pressure High Limit - Monitor Preset B	✓	Bounded by min-pres-value and max-pres-value
Analog Value-5	Room 1 Pressure Deadband	✓	Bounded by min-pres-value and max-pres-value
Analog Value-6	Room 1 Pressure To Off Normal Delay	✓	Bounded by min-pres-value and max-pres-value
Analog Value-7	Room 1 Pressure Return To Normal Delay	✓	Bounded by min-pres-value and max-pres-value
Analog Value-8	Room 1 Temperature Low Limit - Monitor Preset A	✓	Bounded by min-pres-value and max-pres-value
Analog Value-9	Room 1 Temperature High Limit - Monitor Preset A	✓	Bounded by min-pres-value and max-pres-value
Analog Value-10	Room 1 Temperature Low Limit - Monitor Preset B	✓	Bounded by min-pres-value and max-pres-value
Analog Value-11	Room 1 Temperature High Limit - Monitor Preset B	✓	Bounded by min-pres-value and max-pres-value
Analog Value-12	Room 1 Temperature Deadband	✓	Bounded by min-pres-value and max-pres-value
Analog Value-13	Room 1 Temperature To Off Normal Delay	✓	Bounded by min-pres-value and max-pres-value
Analog Value-14	Room 1 Temperature Return To Normal Delay	✓	Bounded by min-pres-value and max-pres-value
Analog Value-15	Room 1 Humidity Low Limit - Monitor Preset A	✓	Bounded by min-pres-value and max-pres-value
Analog Value-16	Room 1 Humidity High Limit - Monitor Preset A	✓	Bounded by min-pres-value and max-pres-value
Analog Value-17	Room 1 Humidity Low Limit - Monitor Preset B	✓	Bounded by min-pres-value and max-pres-value
Analog Value-18	Room 1 Humidity High Limit - Monitor Preset B	✓	Bounded by min-pres-value and max-pres-value
Analog Value-19	Room 1 Humidity Deadband	✓	Bounded by min-pres-value and max-pres-value
Analog Value-20	Room 1 Humidity To Off Normal Delay	✓	Bounded by min-pres-value and max-pres-value
Analog Value-21	Room 1 Humidity Return To Normal Delay	✓	Bounded by min-pres-value and max-pres-value
Analog Value-22	Room 1 ACH Low Limit - Monitor Preset A	✓	Bounded by min-pres-value and max-pres-value
Analog Value-23	Room 1 ACH High Limit - Monitor Preset A	✓	Bounded by min-pres-value and max-pres-value
Analog Value-24	Room 1 ACH Low Limit - Monitor Preset B	✓	Bounded by min-pres-value and max-pres-value
Analog Value-25	Room 1 ACH High Limit - Monitor Preset B	✓	Bounded by min-pres-value and max-pres-value
Analog Value-26	Room 1 ACH Deadband	✓	Bounded by min-pres-value and max-pres-value
Analog Value-27	Room 1 ACH To Off Normal Delay	✓	Bounded by min-pres-value and max-pres-value
Analog Value-28	Room 1 ACH Return To Normal Delay	✓	Bounded by min-pres-value and max-pres-value
Analog Value-29	Room 1 User Defined 1 Low Limit - Monitor Preset A	✓	Bounded by min-pres-value and max-pres-value
Analog Value-30	Room 1 User Defined 1 High Limit - Monitor Preset A	✓	Bounded by min-pres-value and max-pres-value
Analog Value-31	Room 1 User Defined 1 Low Limit - Monitor Preset B	✓	Bounded by min-pres-value and max-pres-value
Analog Value-32	Room 1 User Defined 1 High Limit - Monitor Preset B	✓	Bounded by min-pres-value and max-pres-value
Analog Value-33	Room 1 User Defined 1 Deadband	✓	Bounded by min-pres-value and max-pres-value
Analog Value-34	Room 1 User Defined 1 To Off Normal Delay	✓	Bounded by min-pres-value and max-pres-value
Analog Value-35	Room 1 User Defined 1 Return To Normal Delay	✓	Bounded by min-pres-value and max-pres-value
Analog Value-36	Room 1 User Defined 2 Low Limit - Monitor Preset A	✓	Bounded by min-pres-value and max-pres-value
Analog Value-37	Room 1 User Defined 2 High Limit - Monitor Preset A	✓	Bounded by min-pres-value and max-pres-value
Analog Value-38	Room 1 User Defined 2 Low Limit - Monitor Preset B	✓	Bounded by min-pres-value and max-pres-value
Analog Value-39	Room 1 User Defined 2 High Limit - Monitor Preset B	✓	Bounded by min-pres-value and max-pres-value
Analog Value-40	Room 1 User Defined 2 Deadband	✓	Bounded by min-pres-value and max-pres-value
Analog Value-41	Room 1 User Defined 2 To Off Normal Delay	✓	Bounded by min-pres-value and max-pres-value
Analog Value-42	Room 1 User Defined 2 Return To Normal Delay	✓	Bounded by min-pres-value and max-pres-value
Analog Value-43	Room 2 Pressure Low Limit - Monitor Preset A	✓	Bounded by min-pres-value and max-pres-value
Analog Value-44	Room 2 Pressure High Limit - Monitor Preset A	✓	Bounded by min-pres-value and max-pres-value
Analog Value-45	Room 2 Pressure Low Limit - Monitor Preset B	✓	Bounded by min-pres-value and max-pres-value
Analog Value-46	Room 2 Pressure High Limit - Monitor Preset B	✓	Bounded by min-pres-value and max-pres-value
Analog Value-47	Room 2 Pressure Deadband	✓	Bounded by min-pres-value and max-pres-value
Analog Value-48	Room 2 Pressure To Off Normal Delay	✓	Bounded by min-pres-value and max-pres-value
Analog Value-49	Room 2 Pressure Return To Normal Delay	✓	Bounded by min-pres-value and max-pres-value
Analog Value-50	Room 2 Temperature Low Limit - Monitor Preset A	✓	Bounded by min-pres-value and max-pres-value

SetraFLEX Master BACnet Object List

Analog Value-209	Room 1 Duct Cross Sectional Area	✓	None
Analog Value-210	Room 2 Duct Cross Sectional Area	✓	None
Analog Value-211	Room 3 Duct Cross Sectional Area	✓	None

Miscellaneous Configuration Values			
Object Type, Instance	Object Name	Writable?	Range
Analog Value-136	Mute Time Out	✓	1-99999
Analog Value-138	Brightness Level	✓	1 - 7.0
Analog Value-139	Home Screen Timeout	✓	1-99999
Analog Value-140	Room Carousel Interval	✓	1-99999
Analog Value-212	Turn Off Display After Timeout	✓	20-600
Binary Value-1	Latch Alarm Enable	✓	0 = Latch Disabled 1 = Latch Enabled
Binary Value-2	Audible Alarm Status	✓	0 = Audible Alarm Disabled 1 = Audible Alarm Enabled
Binary Value-3	Mute Alarm Enable	✓	0 = Mute Disabled 1 = Mute Enabled
Binary Value-4	Default To Full Screen	✓	0 = Show Single Room View 1 = Show Full Screen View
Binary Value-5	Room Carousel	✓	0 = Room Carousel Disabled 1 = Room Carousel Enabled
Binary Value-100	Display Turn Off Enable	✓	0 = Display turn off disabled 1 = Display turn off enabled

BACnet Data Source Device & Object Instances			
Object Type, Instance	Object Name	Writable?	
Analog Value-141	Room 1 Pressure BACnet Device Instance	✓	0-4194303 (4194303 means unconfigured)
Analog Value-142	Room 1 Pressure BACnet Object Instance	✓	0-4194303 (4194303 means unconfigured)
Analog Value-143	Room 1 Temperature BACnet Device Instance	✓	0-4194303 (4194303 means unconfigured)
Analog Value-144	Room 1 Temperature BACnet Object Instance	✓	0-4194303 (4194303 means unconfigured)
Analog Value-145	Room 1 Humidity BACnet Device Instance	✓	0-4194303 (4194303 means unconfigured)
Analog Value-146	Room 1 Humidity BACnet Object Instance	✓	0-4194303 (4194303 means unconfigured)
Analog Value-147	Room 1 ACH BACnet Device Instance	✓	0-4194303 (4194303 means unconfigured)
Analog Value-148	Room 1 ACH BACnet Object Instance	✓	0-4194303 (4194303 means unconfigured)
Analog Value-149	Room 1 User Defined 1 BACnet Device Instance	✓	0-4194303 (4194303 means unconfigured)
Analog Value-150	Room 1 User Defined 1 BACnet Object Instance	✓	0-4194303 (4194303 means unconfigured)
Analog Value-151	Room 1 User Defined 2 BACnet Device Instance	✓	0-4194303 (4194303 means unconfigured)
Analog Value-152	Room 1 User Defined 2 BACnet Object Instance	✓	0-4194303 (4194303 means unconfigured)
Analog Value-153	Room 2 Pressure BACnet Device Instance	✓	0-4194303 (4194303 means unconfigured)
Analog Value-154	Room 2 Pressure BACnet Object Instance	✓	0-4194303 (4194303 means unconfigured)
Analog Value-155	Room 2 Temperature BACnet Device Instance	✓	0-4194303 (4194303 means unconfigured)
Analog Value-156	Room 2 Temperature BACnet Object Instance	✓	0-4194303 (4194303 means unconfigured)
Analog Value-157	Room 2 Humidity BACnet Device Instance	✓	0-4194303 (4194303 means unconfigured)
Analog Value-158	Room 2 Humidity BACnet Object Instance	✓	0-4194303 (4194303 means unconfigured)
Analog Value-159	Room 2 ACH BACnet Device Instance	✓	0-4194303 (4194303 means unconfigured)
Analog Value-160	Room 2 ACH BACnet Object Instance	✓	0-4194303 (4194303 means unconfigured)
Analog Value-161	Room 2 User Defined 1 BACnet Device Instance	✓	0-4194303 (4194303 means unconfigured)
Analog Value-162	Room 2 User Defined 1 BACnet Object Instance	✓	0-4194303 (4194303 means unconfigured)
Analog Value-163	Room 2 User Defined 2 BACnet Device Instance	✓	0-4194303 (4194303 means unconfigured)
Analog Value-164	Room 2 User Defined 2 BACnet Object Instance	✓	0-4194303 (4194303 means unconfigured)
Analog Value-165	Room 3 Pressure BACnet Device Instance	✓	0-4194303 (4194303 means unconfigured)
Analog Value-166	Room 3 Pressure BACnet Object Instance	✓	0-4194303 (4194303 means unconfigured)
Analog Value-167	Room 3 Temperature BACnet Device Instance	✓	0-4194303 (4194303 means unconfigured)
Analog Value-168	Room 3 Temperature BACnet Object Instance	✓	0-4194303 (4194303 means unconfigured)
Analog Value-169	Room 3 Humidity BACnet Device Instance	✓	0-4194303 (4194303 means unconfigured)
Analog Value-170	Room 3 Humidity BACnet Object Instance	✓	0-4194303 (4194303 means unconfigured)
Analog Value-171	Room 3 ACH BACnet Device Instance	✓	0-4194303 (4194303 means unconfigured)
Analog Value-172	Room 3 ACH BACnet Object Instance	✓	0-4194303 (4194303 means unconfigured)
Analog Value-173	Room 3 User Defined 1 BACnet Device Instance	✓	0-4194303 (4194303 means unconfigured)
Analog Value-174	Room 3 User Defined 1 BACnet Object Instance	✓	0-4194303 (4194303 means unconfigured)
Analog Value-175	Room 3 User Defined 2 BACnet Device Instance	✓	0-4194303 (4194303 means unconfigured)
Analog Value-176	Room 3 User Defined 2 BACnet Object Instance	✓	0-4194303 (4194303 means unconfigured)
Analog Value-177	Setpoint Control 1 - Preset A Setpoint	✓	None
Analog Value-178	Setpoint Control 1 - Preset A Max Setpoint	✓	None
Analog Value-179	Setpoint Control 1 - Preset A Min Setpoint	✓	None
Analog Value-180	Setpoint Control 1 - Preset B Setpoint	✓	None
Analog Value-181	Setpoint Control 1 - Preset B Max Setpoint	✓	None
Analog Value-182	Setpoint Control 1 - Preset B Min Setpoint	✓	None
Analog Value-183	External Setpoint 1 BACnet Device Instance	✓	None
Analog Value-184	External Setpoint 1 BACnet Object Instance	✓	None
Analog Value-185	Setpoint Control 2 - Preset A Setpoint	✓	None
Analog Value-186	Setpoint Control 2 - Preset A Max Setpoint	✓	None
Analog Value-187	Setpoint Control 2 - Preset A Min Setpoint	✓	None
Analog Value-188	Setpoint Control 2 - Preset B Setpoint	✓	None
Analog Value-189	Setpoint Control 2 - Preset B Max Setpoint	✓	None
Analog Value-190	Setpoint Control 2 - Preset B Min Setpoint	✓	None
Analog Value-191	External Setpoint 2 BACnet Device Instance	✓	None
Analog Value-192	External Setpoint 2 BACnet Object Instance	✓	None
Analog Value-193	Setpoint Control 3 - Preset A Setpoint	✓	None
Analog Value-194	Setpoint Control 3 - Preset A Max Setpoint	✓	None
Analog Value-195	Setpoint Control 3 - Preset A Min Setpoint	✓	None
Analog Value-196	Setpoint Control 3 - Preset B Setpoint	✓	None
Analog Value-197	Setpoint Control 3 - Preset B Max Setpoint	✓	None
Analog Value-198	Setpoint Control 3 - Preset B Min Setpoint	✓	None
Analog Value-199	External Setpoint 3 BACnet Device Instance	✓	None
Analog Value-200	External Setpoint 3 BACnet Object Instance	✓	None
Analog Value-201	Setpoint Control 4 - Preset A Setpoint	✓	None
Analog Value-202	Setpoint Control 4 - Preset A Max Setpoint	✓	None

SetraFLEX Master BACnet Object List

Analog Value-203	Setpoint Control 4 - Preset A Min Setpoint	✓	None
Analog Value-204	Setpoint Control 4 - Preset B Setpoint	✓	None
Analog Value-205	Setpoint Control 4 - Preset B Max Setpoint	✓	None
Analog Value-206	Setpoint Control 4 - Preset B Min Setpoint	✓	None
Analog Value-207	External Setpoint 4 BACnet Device Instance	✓	None
Analog Value-208	External Setpoint 4 BACnet Object Instance	✓	None

Binary Input Values			
Object Type, Instance	Object Name	Writable?	Options
Binary Input-2	On-Board Digital Input 2	✓, when out-of-service is true	Active, Inactive
Binary Input-3	On-Board Digital Input 3	✓, when out-of-service is true	Active, Inactive
Binary Input-4	On-Board Digital Input 4	✓, when out-of-service is true	Active, Inactive
Binary Input-13	Room 1 Door Input	✓, when out-of-service is true	Active, Inactive
Binary Input-14	Room 2 Door Input	✓, when out-of-service is true	Active, Inactive
Binary Input-15	Room 3 Door Input	✓, when out-of-service is true	Active, Inactive

Binary Output Values			
Object Type, Instance	Object Name	Writable?	Options
Binary Output-1	On-Board Relay	✓	0=COM NO Shorted 1=COM NC Shorted

Enable/Disable Functionality			
Object Type, Instance	Object Name	Writable?	Options
Binary Value-8	Room 1 Pressure Parameter Enable	✓	0=Disabled
Binary Value-9	Room 1 Temperature Parameter Enable	✓	1=Enabled
Binary Value-10	Room 1 Humidity Parameter Enable	✓	
Binary Value-11	Room 1 ACH Parameter Enable	✓	
Binary Value-12	Room 1 User Defined 1 Parameter Enable	✓	
Binary Value-13	Room 1 User Defined 2 Parameter Enable	✓	
Binary Value-14	Room 2 Pressure Parameter Enable	✓	
Binary Value-15	Room 2 Temperature Parameter Enable	✓	
Binary Value-16	Room 2 Humidity Parameter Enable	✓	
Binary Value-17	Room 2 ACH Parameter Enable	✓	
Binary Value-18	Room 2 User Defined 1 Parameter Enable	✓	
Binary Value-19	Room 2 User Defined 2 Parameter Enable	✓	
Binary Value-20	Room 3 Pressure Parameter Enable	✓	
Binary Value-21	Room 3 Temperature Parameter Enable	✓	
Binary Value-22	Room 3 Humidity Parameter Enable	✓	
Binary Value-23	Room 3 ACH Parameter Enable	✓	
Binary Value-24	Room 3 User Defined 1 Parameter Enable	✓	
Binary Value-25	Room 3 User Defined 2 Parameter Enable	✓	
Binary Value-26	Room 1 Pressure Low Limit Enable	✓	
Binary Value-27	Room 1 Pressure High Limit Enable	✓	
Binary Value-28	Room 1 Temperature Low Limit Enable	✓	
Binary Value-29	Room 1 Temperature High Limit Enable	✓	
Binary Value-30	Room 1 Humidity Low Limit Enable	✓	
Binary Value-31	Room 1 Humidity High Limit Enable	✓	
Binary Value-32	Room 1 ACH Low Limit Enable	✓	
Binary Value-33	Room 1 ACH High Limit Enable	✓	
Binary Value-34	Room 1 User Defined 1 Low Limit Enable	✓	
Binary Value-35	Room 1 User Defined 1 High Limit Enable	✓	
Binary Value-36	Room 1 User Defined 2 Low Limit Enable	✓	
Binary Value-37	Room 1 User Defined 2 High Limit Enable	✓	
Binary Value-38	Room 2 Pressure Low Limit Enable	✓	
Binary Value-39	Room 2 Pressure High Limit Enable	✓	
Binary Value-40	Room 2 Temperature Low Limit Enable	✓	
Binary Value-41	Room 2 Temperature High Limit Enable	✓	
Binary Value-42	Room 2 Humidity Low Limit Enable	✓	
Binary Value-43	Room 2 Humidity High Limit Enable	✓	
Binary Value-44	Room 2 ACH Low Limit Enable	✓	
Binary Value-45	Room 2 ACH High Limit Enable	✓	
Binary Value-46	Room 2 User Defined 1 Low Limit Enable	✓	
Binary Value-47	Room 2 User Defined 1 High Limit Enable	✓	
Binary Value-48	Room 2 User Defined 2 Low Limit Enable	✓	
Binary Value-49	Room 2 User Defined 2 High Limit Enable	✓	
Binary Value-50	Room 3 Pressure Low Limit Enable	✓	
Binary Value-51	Room 3 Pressure High Limit Enable	✓	
Binary Value-52	Room 3 Temperature Low Limit Enable	✓	
Binary Value-53	Room 3 Temperature High Limit Enable	✓	
Binary Value-54	Room 3 Humidity Low Limit Enable	✓	
Binary Value-55	Room 3 Humidity High Limit Enable	✓	
Binary Value-56	Room 3 ACH Low Limit Enable	✓	
Binary Value-57	Room 3 ACH High Limit Enable	✓	
Binary Value-58	Room 3 User Defined 1 Low Limit Enable	✓	
Binary Value-59	Room 3 User Defined 1 High Limit Enable	✓	
Binary Value-60	Room 3 User Defined 2 Low Limit Enable	✓	
Binary Value-61	Room 3 User Defined 2 High Limit Enable	✓	
Binary Value-62	Room 1 Door Enable	✓	
Binary Value-63	Room 2 Door Enable	✓	
Binary Value-64	Room 3 Door Enable	✓	
Binary Value-65	Room 1 Enable	✓	
Binary Value-66	Room 2 Enable	✓	
Binary Value-67	Room 3 Enable	✓	
Binary Value-68	Room Profile 1 Alarm Enable	✓	
Binary Value-69	Room Profile 2 Alarm Enable	✓	
Binary Value-70	Room Profile 3 Alarm Enable	✓	
Binary Value-71	Room Profile 4 Alarm Enable	✓	

SetraFLEX Master BACnet Object List

Control Loop Type			
Object Type, Instance	Object Name	Writable?	Display Options
Binary Value-72	Room 1 Standby	✓	0=Active
Binary Value-73	Room 2 Standby	✓	1=Standby
Binary Value-74	Room 3 Standby	✓	

Room Standby Mode			
Object Type, Instance	Object Name	Writable?	Display Options
Binary Value-75	Control Loop 1 Setpoint Type	✓	0=BACnet
Binary Value-76	Control Loop 2 Setpoint Type	✓	1=PI Loop
Binary Value-77	Control Loop 3 Setpoint Type	✓	
Binary Value-78	Control Loop 4 Setpoint Type	✓	

Time Display Format			
Object Type, Instance	Object Name	Writable?	Display Options
Binary Value-79	Time Display Format	✓	0 = Use 12-hour format 1 = Use 24-hour format

Date & Time Source Options			
Object Type, Instance	Object Name	Writable?	Display Options
Binary Value-7	Execute BACnet Time Sync?	✓	0 = Ignore BACnet Time Sync 1 = Execute BACnet Time Sync

Date Display Options			
Object Type, Instance	Object Name	Writable?	Display Options
Binary Value-80	Display date on home screen	✓	0=Date not displayed on home screen 1=Date displayed on home screen

Time Display Options			
Object Type, Instance	Object Name	Writable?	Display Options
Binary Value-81	Display time on home screen	✓	0=Time not displayed on home screen 1=Time displayed on home screen

Room Parameter Units of Measure Source			
Object Type, Instance	Object Name	Writable?	Source Options
Binary Value-82	Room 1 Pressure Display Unit	✓	0=Units updated for room 1 pressure parameter via local UI 1=Obtain from BACnet source
Binary Value-83	Room 1 Temperature Display Unit	✓	
Binary Value-84	Room 1 Humidity Display Unit	✓	
Binary Value-85	Room 1 ACH Display Unit	✓	
Binary Value-86	Room 1 User Defined 1 Display Unit	✓	
Binary Value-87	Room 1 User Defined 2 Display Unit	✓	
Binary Value-88	Room 2 Pressure Display Unit	✓	
Binary Value-89	Room 2 Temperature Display Unit	✓	
Binary Value-90	Room 2 Humidity Display Unit	✓	
Binary Value-91	Room 2 ACH Display Unit	✓	
Binary Value-92	Room 2 User Defined 1 Display Unit	✓	
Binary Value-93	Room 2 User Defined 2 Display Unit	✓	
Binary Value-94	Room 3 Pressure Display Unit	✓	
Binary Value-95	Room 3 Temperature Display Unit	✓	
Binary Value-96	Room 3 Humidity Display Unit	✓	
Binary Value-97	Room 3 ACH Display Unit	✓	
Binary Value-98	Room 3 User Defined 1 Display Unit	✓	
Binary Value-99	Room 3 User Defined 2 Display Unit	✓	

Room Parameter Alarm States			
Object Type, Instance	Object Name	Writable?	Alarm States
Multistate Input-1	Room 1 Pressure Alarm State	✓, when out-of-service is true	1=Normal 2=Warning 3=Alarm 4=Standby
Multistate Input-2	Room 1 Temperature Alarm State	✓, when out-of-service is true	
Multistate Input-3	Room 1 Humidity Alarm State	✓, when out-of-service is true	
Multistate Input-4	Room 1 ACH Alarm State	✓, when out-of-service is true	
Multistate Input-5	Room 1 User Defined 1 Alarm State	✓, when out-of-service is true	
Multistate Input-6	Room 1 user Defined 2 Alarm State	✓, when out-of-service is true	
Multistate Input-7	Room 2 Pressure Alarm State	✓, when out-of-service is true	
Multistate Input-8	Room 2 Temperature Alarm State	✓, when out-of-service is true	
Multistate Input-9	Room 2 Humidity Alarm State	✓, when out-of-service is true	
Multistate Input-10	Room 2 ACH Alarm State	✓, when out-of-service is true	
Multistate Input-11	Room 2 User Defined 1 Alarm State	✓, when out-of-service is true	
Multistate Input-12	Room 2 user Defined 2 Alarm State	✓, when out-of-service is true	
Multistate Input-13	Room 3 Pressure Alarm State	✓, when out-of-service is true	
Multistate Input-14	Room 3 Temperature Alarm State	✓, when out-of-service is true	
Multistate Input-15	Room 3 Humidity Alarm State	✓, when out-of-service is true	
Multistate Input-16	Room 3 ACH Alarm State	✓, when out-of-service is true	
Multistate Input-17	Room 3 User Defined 1 Alarm State	✓, when out-of-service is true	
Multistate Input-18	Room 3 user Defined 2 Alarm State	✓, when out-of-service is true	
Multistate Input-19	Room 1 Alarm State	✓, when out-of-service is true	
Multistate Input-20	Room 2 Alarm State	✓, when out-of-service is true	
Multistate Input-21	Room 3 Alarm State	✓, when out-of-service is true	
Multistate Input-22	System Alarm State	✓, when out-of-service is true	

Room Parameter Data Source Selection			
Object Type, Instance	Object Name	Writable?	Data Source Options
Multistate Value-1	Room 1 Pressure Source	✓	1=NONE
Multistate Value-2	Room 1 Temperature Source	✓	2=On-Board AI-1

SetraFLEX Master BACnet Object List













Multistate Value-3	Room 1 Humidity Source	✓	3=On-Board UI-1
Multistate Value-4	Room 1 ACH Source	✓	4=On-Board UI-2
Multistate Value-5	Room 1 User Defined 1 Source	✓	5=On-Board UI-3
Multistate Value-6	Room 1 User Defined 2 Source	✓	6=BACnet
Multistate Value-7	Room 2 Pressure Source	✓	
Multistate Value-8	Room 2 Temperature Source	✓	
Multistate Value-9	Room 2 Humidity Source	✓	
Multistate Value-10	Room 2 ACH Source	✓	
Multistate Value-11	Room 2 User Defined 1 Source	✓	
Multistate Value-12	Room 2 User Defined 2 Source	✓	
Multistate Value-13	Room 3 Pressure Source	✓	
Multistate Value-14	Room 3 Temperature Source	✓	
Multistate Value-15	Room 3 Humidity Source	✓	
Multistate Value-16	Room 3 ACH Source	✓	
Multistate Value-17	Room 3 User Defined 1 Source	✓	
Multistate Value-18	Room 3 User Defined 2 Source	✓	

Room Door Source Selection			
Object Type, Instance	Object Name	Writable?	Data Source Options
Multistate Value-83	Room 1 Door Source	✓	1=NONE
Multistate Value-84	Room 2 Door Source	✓	2=On-Board UI-1
Multistate Value-85	Room 3 Door Source	✓	3=On-Board UI-2 4=On-Board UI-3

















Room Profile Selection			
Object Type, Instance	Object Name	Writable?	Profile Options
Multistate Value-19	Room 1 Room Profile	✓	1=Profile 1
Multistate Value-20	Room 2 Room Profile	✓	2=Profile 2
Multistate Value-21	Room 3 Room Profile	✓	3=Profile 3 4=Profile 4

Analog Output Type Selection			
Object Type, Instance	Object Name	Writable?	Output Type Options
Multistate Value-22	On-Board Analog Output Type	✓	1=4 to 20mA 2=0 to 5VDC 3=0 to 10VDC

Analog Input Type Selection			
Object Type, Instance	Object Name	Writable?	Input Type Options
Multistate Value-27	On-Board Analog Input 1 Type	✓	1=None
Multistate Value-28	On-Board Analog Input 2 Type	✓	2=mA
Multistate Value-29	On-Board Analog Input 3 Type	✓	3=VDC
Multistate Value-30	On-Board Analog Input 4 Type	✓	4=Digital (MSV 28, 29, & 30 only)

Room Profile Icon Selection			
Object Type, Instance	Object Name	Writable?	Icon Options
Multistate Value-39	Room Profile 1 Icon	✓	1=Icon 1 
Multistate Value-40	Room Profile 2 Icon	✓	2=Icon 2 
Multistate Value-41	Room Profile 3 Icon	✓	3=Icon 3 
Multistate Value-42	Room Profile 4 Icon	✓	4=Icon 4 
			5=Icon 5 
			6=Icon 6 
			7=Icon 7 
			8=Icon 8 
			9=Icon 9 
			10=Icon 10 
			11=Icon 11 
			12=Icon 12 

SetraFLEX Master BACnet Object List

	13=Icon 13	
	14=Icon 14	
	15=Icon 15	
	16=Icon 16	
	17=Icon 17	
	18=Icon 18	
	19=Icon 19	
	20=Icon 20	
	21=Icon 21	
	22=Icon 22	
	23=Icon 23	
	24=Icon 24	
	25=Icon 25	
	26=Icon 26	
	27=Icon 27	
	28=Icon 28	
	29=Icon 29	
	30=Icon 30	
	31=Icon 31	
	32=Icon 32	

Room Profile Color Selection			
Object Type, Instance	Object Name	Writable?	Profile Color Options
Multistate Value-43	Room Profile 1 Color	✓	1=BLUE
Multistate Value-44	Room Profile 2 Color	✓	2=GREEN
Multistate Value-45	Room Profile 3 Color	✓	3=PURPLE
Multistate Value-46	Room Profile 4 Color	✓	

Room Profile Control Preset Selection			
Object Type, Instance	Object Name	Writable?	Monitor Preset Options
Multistate Value-47	Room Profile 1 Control Preset	✓	1=Level A
Multistate Value-48	Room Profile 2 Control Preset	✓	2=Level B
Multistate Value-49	Room Profile 3 Control Preset	✓	
Multistate Value-50	Room Profile 3 Control Preset	✓	

Room Profile Monitor Preset Selection			
Object Type, Instance	Object Name	Writable?	Monitor Preset Options
Multistate Value-51	Room Profile 1 Monitor Preset	✓	1=Level A
Multistate Value-52	Room Profile 2 Monitor Preset	✓	2=Level B
Multistate Value-53	Room Profile 3 Monitor Preset	✓	
Multistate Value-54	Room Profile 4 Monitor Preset	✓	

Room Parameter Source BACnet Object Selection			
Object Type, Instance	Object Name	Writable?	Object Type Options
Multistate Value-55	Room 1 Pressure Source BACnet Object Type	✓	1=Analog-Input
Multistate Value-56	Room 1 Temperature Source BACnet Object Type	✓	2=Analog-Output
Multistate Value-57	Room 1 Humidity Source BACnet Object Type	✓	3=Analog-Value

SetraFLEX Master BACnet Object List

Multistate Value-58	Room 1 ACH Source BACnet Object Type	✓
Multistate Value-59	Room 1 User Defined 1 Source BACnet Object Type	✓
Multistate Value-60	Room 1 User Defined 2 Source BACnet Object Type	✓
Multistate Value-61	Room 2 Pressure Source BACnet Object Type	✓
Multistate Value-62	Room 2 Temperature Source BACnet Object Type	✓
Multistate Value-63	Room 2 Humidity Source BACnet Object Type	✓
Multistate Value-64	Room 2 ACH Source BACnet Object Type	✓
Multistate Value-65	Room 2 User Defined 1 Source BACnet Object Type	✓
Multistate Value-66	Room 2 User Defined 2 Source BACnet Object Type	✓
Multistate Value-67	Room 3 Pressure Source BACnet Object Type	✓
Multistate Value-68	Room 3 Temperature Source BACnet Object Type	✓
Multistate Value-69	Room 3 Humidity Source BACnet Object Type	✓
Multistate Value-70	Room 3 ACH Source BACnet Object Type	✓
Multistate Value-71	Room 3 User Defined 1 Source BACnet Object Type	✓
Multistate Value-72	Room 3 User Defined 2 Source BACnet Object Type	✓

On-Board Analog Output Source Selection			
Object Type, Instance	Object Name	Writable?	Output Source Options
Multistate Value-73	On-Board Analog Output Source	✓	1=NONE 2=Room 1 Pressure 3=Room 1 Temperature 4=Room 1 Humidity 5=Room 1 ACH 6=Room 1 User Defined 1 7=Room 1 User Defined 2 8=Room 2 Pressure 9=Room 2 Temperature 10=Room 2 Humidity 11=Room 2 ACH 12=Room 2 User Defined 1 13=Room 2 User Defined 2 14=Room 3 Pressure 15=Room 3 Temperature 16=Room 3 Humidity 17=Room 3 ACH 18=Room 3 User Defined 1 19=Room 3 User Defined 2 20=Control Loop 1 21=Control Loop 2 22=Control Loop 3 23=Control Loop 4

On-Board Relay Source Selection			
Object Type, Instance	Object Name	Writable?	Relay Source Options
Multistate Value-78	On-Board Relay Source	✓	1=NONE 2=Room 1 Door 3=Room 2 Door 4=Room 3 Door 5=Room 1 Alarm 6=Room 2 Alarm 7=Room 3 Alarm 8=Master Alarm

Room Pressure Mode Selection			
Object Type, Instance	Object Name	Writable?	Pressure Mode Options
Multistate Value-86	Room 1 Pressure Mode	Read-only	1=POS (Positive)
Multistate Value-87	Room 2 Pressure Mode	Read-only	2=NEG (Negative)
Multistate Value-88	Room 3 Pressure Mode	Read-only	3=NEU (Neutral)

Language Selection			
Object Type, Instance	Object Name	Writable?	Language Options
Multistate Value-89	Language Selection	✓	1=English 2=French

Setpoint Override Priority Selection			
Object Type, Instance	Object Name	Writable?	Override Priority Options
Multistate Value-90	BACnet Setpoint 1 Override Priority	✓	1=Priority Level 1 (Manual-Life Safety)
Multistate Value-91	BACnet Setpoint 2 Override Priority	✓	2=Priority Level 2 (Automatic Life-Safety)
Multistate Value-92	BACnet Setpoint 3 Override Priority	✓	3=Priority Level 3
Multistate Value-93	BACnet Setpoint 4 Override Priority	✓	4=Priority Level 4 5=Priority Level 5 (Critical Equipment Control) 6=Priority Level 6 (Minimum On/Off) 7=Priority Level 7 8=Priority Level 8 (Manual Operator) 9=Priority Level 9 10=Priority Level 10 11=Priority Level 11 12=Priority Level 12 13=Priority Level 13 14=Priority Level 14 15=Priority Level 15 16=Priority Level 16 17=NONE

Room Parameter Display Format Selection			
---	--	--	--

SetraFLEX Master BACnet Object List

Object Type, Instance	Object Name	Writable?	Display Format Options
Multistate Value-94	Room 1 Pressure Display Format	✓	1=Read format from BACnet source (resolution) 2=1 (No decimal places) 3=0.1 (One decimal place) 4=0.01 (Two decimal places) 5=0.001 (Three decimal places) 6=0.0001 (Four decimal places)
Multistate Value-95	Room 1 Temperature Display Format	✓	
Multistate Value-96	Room 1 Humidity Display Format	✓	
Multistate Value-97	Room 1 ACH Display Format	✓	
Multistate Value-98	Room 1 User Defined 1 Display Format	✓	
Multistate Value-99	Room 1 User Defined 2 Display Format	✓	
Multistate Value-100	Room 2 Pressure Display Format	✓	
Multistate Value-101	Room 2 Temperature Display Format	✓	
Multistate Value-102	Room 2 Humidity Display Format	✓	
Multistate Value-103	Room 2 ACH Display Format	✓	
Multistate Value-104	Room 2 User Defined 1 Display Format	✓	
Multistate Value-105	Room 2 User Defined 2 Display Format	✓	
Multistate Value-106	Room 3 Pressure Display Format	✓	
Multistate Value-107	Room 3 Temperature Display Format	✓	
Multistate Value-108	Room 3 Humidity Display Format	✓	
Multistate Value-109	Room 3 ACH Display Format	✓	
Multistate Value-110	Room 3 User Defined 1 Display Format	✓	
Multistate Value-111	Room 3 User Defined 2 Display Format	✓	

Room ACH BACnet Source Type			
Object Type, Instance	Object Name	Writable?	Display Format Options
Multistate Value-112	Room 1 BACnet ACH Source type	✓	1=ACH
Multistate Value-113	Room 2 BACnet ACH Source type	✓	2=Volumetric
Multistate Value-114	Room 3 BACnet ACH Source type	✓	3=Velocity

Room Parameter Alarm Warning Mode Selection			
Object Type, Instance	Object Name	Writable?	Alarm Warning Mode Options
Multistate Value-115	Room 1 Pressure Alarm Warning Mode	✓	1=On Delay 2=On Deadband
Multistate Value-116	Room 1 Temperature Alarm Warning Mode	✓	
Multistate Value-117	Room 1 Humidity Alarm Warning Mode	✓	
Multistate Value-118	Room 1 ACH Alarm Warning Mode	✓	
Multistate Value-119	Room 1 User Defined 1 Alarm Warning Mode	✓	
Multistate Value-120	Room 1 User Defined 2 Alarm Warning Mode	✓	
Multistate Value-121	Room 2 Pressure Alarm Warning Mode	✓	
Multistate Value-122	Room 2 Temperature Alarm Warning Mode	✓	
Multistate Value-123	Room 2 Humidity Alarm Warning Mode	✓	
Multistate Value-124	Room 2 ACH Alarm Warning Mode	✓	
Multistate Value-125	Room 2 User Defined 1 Alarm Warning Mode	✓	
Multistate Value-126	Room 2 User Defined 2 Alarm Warning Mode	✓	
Multistate Value-127	Room 3 Pressure Alarm Warning Mode	✓	
Multistate Value-128	Room 3 Temperature Alarm Warning Mode	✓	
Multistate Value-129	Room 3 Humidity Alarm Warning Mode	✓	
Multistate Value-130	Room 3 ACH Alarm Warning Mode	✓	
Multistate Value-131	Room 3 User Defined 1 Alarm Warning Mode	✓	
Multistate Value-132	Room 3 User Defined 2 Alarm Warning Mode	✓	

Room Door Alarm Action Type			
Object Type, Instance	Object Name	Writable?	Door Alarm Action Options
Multistate Value-133	Room 1 Door Alarm Action Type	✓	1=Door Open Indicator only
Multistate Value-134	Room 2 Door Alarm Action Type	✓	2=Go into Standby
Multistate Value-135	Room 3 Door Alarm Action Type	✓	

Air Flow/Air Velocity Unit for On-Board Sensor			
Object Type, Instance	Object Name	Writable?	Door Alarm Action Options
Multistate Value-136	Air Flow/Air Velocity Unit for On-Board Analog Input 1	✓	1=ft/sec
Multistate Value-137	Air Flow/Air Velocity Unit for On-Board Universal Input 1	✓	2=ft/min
Multistate Value-138	Air Flow/Air Velocity Unit for On-Board Universal Input 2	✓	3=ft3/min
Multistate Value-139	Air Flow/Air Velocity Unit for On-Board Universal Input 3	✓	4=m/sec
			5=liters/sec
			6=m3/sec
			7=m3/hr
			8=m3/min
			9=ft3/sec
			10=liters/min
			11=liters/hr
			12=m/min
			13=m/hr

Air Flow/Air Velocity Unit for Room Volumetric/Velocity BACnet Point			
Object Type, Instance	Object Name	Writable?	Door Alarm Action Options
Multistate Value-148	Air Flow/Air Velocity Unit for Room 1 Volumetric/Velocity BACnet Point	✓	1=ft/sec
Multistate Value-149	Air Flow/Air Velocity Unit for Room 2 Volumetric/Velocity BACnet Point	✓	2=ft/min
Multistate Value-150	Air Flow/Air Velocity Unit for Room 3 Volumetric/Velocity BACnet Point	✓	3=ft3/min
			4=m/sec
			5=liters/sec
			6=m3/sec
			7=m3/hr
			8=m3/min
			9=ft3/sec
			10=liters/min
			11=liters/hr
			12=m/min
			13=m/hr

Control Loop Objects			
Object Type, Instance	Object Name	Writable?	

SetraFLEX Master BACnet Object List

Loop 1	Loop 1	✓	Configure Action, Integral and Proportional Constants
Loop 2	Loop 2	✓	
Loop 3	Loop 3	✓	
Loop 4	Loop 4	✓	

CharacterString Value Objects			
Object Type, Instance	Object Name	Writable?	String Limit Restrictions
Characterstring Value-1	Room 1 Label	✓	Limited to 12 characters.
Characterstring Value-2	Room 2 Label	✓	Limited to 12 characters.
Characterstring Value-3	Room 3 Label	✓	Limited to 12 characters.
Characterstring Value-4	Room Profile 1 Label	✓	Limited to 12 characters.
Characterstring Value-5	Room Profile 2 Label	✓	Limited to 12 characters.
Characterstring Value-6	Room Profile 3 Label	✓	Limited to 12 characters.
Characterstring Value-7	Room Profile 4 Label	✓	Limited to 12 characters.
Characterstring Value-8	Room Profile 1 Banner Label	✓	Limited to 28 characters.
Characterstring Value-9	Room Profile 2 Banner Label	✓	Limited to 28 characters.
Characterstring Value-10	Room Profile 3 Banner Label	✓	Limited to 28 characters.
Characterstring Value-11	Room Profile 4 Banner Label	✓	Limited to 28 characters.
Characterstring Value-12	Technical Support ID	✓	Limited to 80 characters.
Characterstring Value-13	Audit Trail String 1	Read-only	Read-only
Characterstring Value-14	Audit Trail String 2	Read-only	Read-only
Characterstring Value-15	Audit Trail String 3	Read-only	Read-only
Characterstring Value-16	Audit Trail String 4	Read-only	Read-only
Characterstring Value-17	Audit Trail String 5	Read-only	Read-only
Characterstring Value-18	Operator Password	✓	Limited to 8 characters.
Characterstring Value-19	Room 1 User Defined 1 Badge Name	✓	Limited to 12 characters.
Characterstring Value-20	Room 1 User Defined 2 Badge Name	✓	Limited to 12 characters.
Characterstring Value-21	Room 2 User Defined 1 Badge Name	✓	Limited to 12 characters.
Characterstring Value-22	Room 2 User Defined 2 Badge Name	✓	Limited to 12 characters.
Characterstring Value-23	Room 3 User Defined 1 Badge Name	✓	Limited to 12 characters.
Characterstring Value-24	Room 3 User Defined 2 Badge Name	✓	Limited to 12 characters.